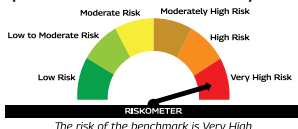


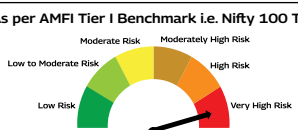
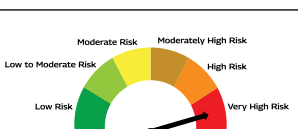
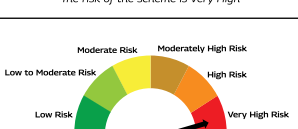
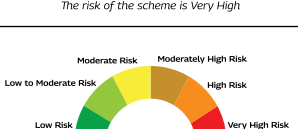
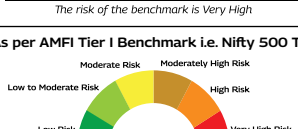
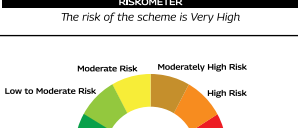
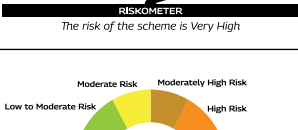



Scheme Name and Type	Product Suitability	Scheme Riskometers	Benchmark Riskometers
	This Product is Suitable for investors who are seeking*		
Mahindra Manulife ELSS Tax Saver Fund (An open ended equity linked savings scheme with a statutory lock in of 3 years and tax benefit)	<ul style="list-style-type: none"> Long term capital appreciation Investment predominantly in equity and equity related securities. 	 <p>The risk of the scheme is Very High</p>	As per AMFI Tier I Benchmark i.e. Nifty 500 TRI  <p>The risk of the benchmark is Very High</p>
Mahindra Manulife Multi Cap Fund (Multi Cap Fund - An open-ended equity scheme investing across large cap, mid cap, small cap stocks)	<ul style="list-style-type: none"> Medium to Long term capital appreciation. Investment predominantly in equity and equity related securities including derivatives. 	 <p>The risk of the scheme is Very High</p>	As per AMFI Tier I Benchmark i.e. Nifty 500 Multicap 50:25:25 TRI  <p>The risk of the benchmark is Very High</p>
Mahindra Manulife Mid Cap Fund (Mid Cap Fund - An open ended equity scheme predominantly investing in mid cap stocks)	<ul style="list-style-type: none"> Long term capital appreciation Investment predominantly in equity and equity related securities including derivatives of mid cap companies. 	 <p>The risk of the scheme is Very High</p>	As per AMFI Tier I Benchmark i.e. Nifty Midcap 150 TRI  <p>The risk of the benchmark is Very High</p>
Mahindra Manulife Consumption Fund (An open ended equity scheme following Consumption theme)	<ul style="list-style-type: none"> Long term capital appreciation Investment predominantly in equity and equity related securities including derivatives of entities engaged in and/ or expected to benefit from the consumption led demand in India. 	 <p>The risk of the scheme is Very High</p>	As per AMFI Tier I Benchmark i.e. Nifty India Consumption TRI  <p>The risk of the benchmark is Very High</p>
Mahindra Manulife Large Cap Fund (Large Cap Fund - An open ended equity scheme predominantly investing in large cap stocks)	<ul style="list-style-type: none"> Long term capital appreciation Investment predominantly in equity and equity related securities including derivatives of large cap companies. 	 <p>The risk of the scheme is Very High</p>	As per AMFI Tier I Benchmark i.e. Nifty 100 TRI  <p>The risk of the benchmark is Very High</p>
Mahindra Manulife Large & Mid Cap Fund (Large & Mid Cap Fund- An open ended equity scheme investing in both Large cap and Mid cap stocks)	<ul style="list-style-type: none"> Long term wealth creation and income Investment predominantly in equity and equity related securities of large and mid cap companies 	 <p>The risk of the scheme is Very High</p>	As per AMFI Tier I Benchmark i.e. Nifty Large Midcap 250 TRI  <p>The risk of the benchmark is Very High</p>
Mahindra Manulife Focused Fund (An open ended equity scheme investing in maximum 30 stocks across market caps (i.e Multi Cap))	<ul style="list-style-type: none"> Long term capital appreciation Investment in equity and equity related instruments in concentrated portfolio of maximum 30 stocks across market capitalization 	 <p>The risk of the scheme is Very High</p>	As per AMFI Tier I Benchmark i.e. Nifty 500 TRI  <p>The risk of the benchmark is Very High</p>
Mahindra Manulife Flexi Cap Fund (An open ended dynamic equity scheme investing across large cap, mid cap, small cap stocks)	<ul style="list-style-type: none"> Long term capital appreciation. Investment in diversified portfolio of equity & equity related instruments across market capitalization 	 <p>The risk of the scheme is Very High</p>	As per AMFI Tier I Benchmark i.e. Nifty 500 TRI  <p>The risk of the benchmark is Very High</p>
Mahindra Manulife Small Cap Fund (Small Cap Fund- An open ended equity scheme predominantly investing in small cap stocks)	<ul style="list-style-type: none"> Long term capital appreciation. Investment predominantly in equity and equity related securities of small cap companies. 	 <p>The risk of the scheme is Very High</p>	As per AMFI Tier I Benchmark i.e. BSE 250 Small Cap TRI  <p>The risk of the benchmark is Very High</p>
Mahindra Manulife Business Cycle Fund (An open ended equity scheme following business cycles based investing theme)	<ul style="list-style-type: none"> Long term capital appreciation. Investment predominantly in equity and equity related instruments of business cycle based theme. 	 <p>The risk of the scheme is Very High</p>	As per AMFI Tier I Benchmark i.e. NIFTY 500 TRI  <p>The risk of the benchmark is Very High</p>
Mahindra Manulife Manufacturing Fund (An open-ended equity scheme following manufacturing theme)	<ul style="list-style-type: none"> Long term capital appreciation. Investment in equity and equity-related securities of companies engaged in manufacturing theme. 	 <p>The risk of the scheme is Very High</p>	As per AMFI Tier I Benchmark i.e. BSE India Manufacturing TRI  <p>The risk of the benchmark is Very High</p>
Mahindra Manulife Value Fund (An open-ended equity scheme following a value investment strategy)	<ul style="list-style-type: none"> Capital appreciation over long term Investment predominantly in a portfolio of equity and equity related securities by following a value investment strategy. 	 <p>The risk of the scheme is Very High</p>	As per AMFI Tier I Benchmark i.e. Nifty 500 TRI  <p>The risk of the benchmark is Very High</p>
*Investors should consult their financial advisers if in doubt about whether the product is suitable for them.			

Scheme Name and Type	Product Suitability	Scheme Riskmeters	Benchmark Riskmeters
	This Product is Suitable for investors who are seeking*		
Mahindra Manulife Asia Pacific REITs FOF (An open ended fund of fund scheme investing in Manulife Global Fund - Asia Pacific REIT Fund)	<ul style="list-style-type: none"> Capital appreciation over long term Investments in units of Manulife Global Fund - Asia Pacific REIT Fund 	<p>The risk of the scheme is Very High</p>	FTSE EPRA Nareit Asia ex Japan REITs Index <p>The risk of the benchmark is Very High</p>
Mahindra Manulife Equity Savings Fund (An open ended scheme investing in equity, arbitrage and debt)	<ul style="list-style-type: none"> Long term capital appreciation and generation of income Investment in equity and equity related instruments, arbitrage opportunities and debt and money market instruments. 	<p>The risk of the scheme is Moderately High</p>	As per AMFI Tier I Benchmark i.e. Nifty Equity Savings TRI <p>The risk of the benchmark is Moderate</p>
Mahindra Manulife Aggressive Hybrid Fund (An open ended hybrid scheme investing predominantly in equity and equity related instruments)	<ul style="list-style-type: none"> Long term capital appreciation and generation of income; Investment in equity and equity related instruments and debt and money market instruments 	<p>The risk of the scheme is Very High</p>	As per AMFI Tier I Benchmark i.e. CRISIL Hybrid 35+65 Aggressive Index <p>The risk of the benchmark is Very High</p>
Mahindra Manulife Balanced Advantage Fund (An open ended dynamic asset allocation fund)	<ul style="list-style-type: none"> Capital Appreciation while generating income over medium to long term; Investments in a dynamically managed portfolio of equity and equity related instruments and debt and money market instruments. 	<p>The risk of the scheme is Very High</p>	As per AMFI Tier I Benchmark i.e. Nifty 50 Hybrid Composite Debt 50: 50 Index TRI <p>The risk of the benchmark is High</p>
Mahindra Manulife Multi Asset Allocation Fund (An open ended scheme investing in Equity, Debt, Gold/Silver Exchange Traded Funds (ETFs) and Exchange Traded Commodity Derivatives)	<ul style="list-style-type: none"> Capital Appreciation while generating income over long term. Investments across equity and equity related instruments, debt and money market instruments, units of Gold/Silver Exchange Traded Funds (ETFs) and Exchange Traded Commodity Derivatives. 	<p>The risk of the scheme is Very High</p>	As per AMFI Tier I Benchmark i.e. 45% NIFTY 500 TRI + 40% CRISIL Composite Bond Index + 10% Domestic Price of Physical Gold + 5% Domestic Price of Silver <p>The risk of the benchmark is High</p>
Mahindra Manulife Arbitrage Fund (An open ended scheme investing in arbitrage opportunities)	<ul style="list-style-type: none"> Income over short term. Income through arbitrage opportunities between cash and derivative market and arbitrage opportunities within the derivative segment. 	<p>The risk of the scheme is Low</p>	As per AMFI Tier I Benchmark i.e. Nifty 50 Arbitrage TRI <p>The risk of the benchmark is Low</p>
Mahindra Manulife Liquid Fund (An open ended liquid scheme. A relatively low interest rate risk and moderate credit risk)	<ul style="list-style-type: none"> Regular income over short term Investment in money market and debt instruments 	<p>The risk of the scheme is Moderate</p>	As per AMFI Tier I Benchmark i.e. CRISIL Liquid Debt A-I Index <p>The risk of the benchmark is Low to Moderate</p>
Mahindra Manulife Low Duration Fund (An open ended low duration debt scheme investing in instruments such that the Macaulay duration of the Portfolio is between 6 months and 12 months (please refer to page no. 19 of SID). A relatively low interest rate risk and moderate credit risk)	<ul style="list-style-type: none"> Regular Income over short term. Investment in debt and money market instruments. 	<p>The risk of the scheme is Moderate</p>	As per AMFI Tier I Benchmark i.e. CRISIL Low Duration Debt A-I Index <p>The risk of the benchmark is Low to Moderate</p>
Mahindra Manulife Dynamic Bond Fund (An open ended dynamic debt scheme investing across duration. A relatively high interest rate risk and moderate credit risk)	<ul style="list-style-type: none"> To generate regular returns and capital appreciation through active management of portfolio. Investments in debt & money market instruments across duration. 	<p>The risk of the scheme is Moderate</p>	As per AMFI Tier I Benchmark i.e. CRISIL Dynamic Bond A-III Index <p>The risk of the benchmark is Moderate</p>
Mahindra Manulife Overnight Fund (An open ended debt scheme investing in overnight securities. A relatively low interest rate risk and relatively low credit risk)	<ul style="list-style-type: none"> To generate reasonable returns with high levels of safety and convenience of liquidity over short term To invest in debt and money market instruments having maturity of upto 1 business day 	<p>The risk of the scheme is Low</p>	As per AMFI Tier I Benchmark i.e. CRISIL Liquid Overnight Index <p>The risk of the benchmark is Low</p>
Mahindra Manulife Ultra Short Duration Fund (An open ended ultra-short term debt scheme investing in instruments such that the Macaulay duration of the portfolio is between 3 to 6 months (please refer to page no. 17 of SID). A relatively low interest rate risk and moderate credit risk)	<ul style="list-style-type: none"> Regular Income over short term. Investment in a portfolio of short term debt and money market instruments. 	<p>The risk of the scheme is Low to Moderate</p>	As per AMFI Tier I Benchmark i.e. CRISIL Ultra Short Duration Debt A-I Index <p>The risk of the benchmark is Low to Moderate</p>
Mahindra Manulife Short Duration Fund (An open ended short term debt scheme investing in instruments such that the Macaulay duration of the portfolio is between 1 year and 3 years (please refer to page no. 19 of SID). A moderate interest rate risk and moderate credit risk)	<ul style="list-style-type: none"> Income over short to medium term. Investment in debt and money market instruments. 	<p>The risk of the scheme is Moderate</p>	As per AMFI Tier I Benchmark i.e. CRISIL Short Duration Debt A-II Index <p>The risk of the benchmark is Low to Moderate</p>
*Investors should consult their financial advisers if in doubt about whether the product is suitable for them.			

Potential Risk Class Matrix for Debt scheme(s) of the fund

Pursuant to Clause 17.5 of the SEBI Master Circular SEBI/HO/IMD/IMD-PoD-1/P/CIR/2024/90 dated June 27, 2024 Potential Risk Class ('PRC') Matrix for debt schemes based on Interest Rate Risk and Credit Risk is as follows:

Mahindra Manulife Overnight Fund

(An open ended debt scheme investing in overnight securities. A relatively low interest rate risk and relatively low credit risk.)

Potential Risk Class Matrix (Maximum risk the Scheme can take)			
Credit Risk →	Relatively Low (Class A)	Moderate (Class B)	Relatively High (Class C)
Interest Rate Risk ↓			
Relatively Low (Class I)	A-I		
Moderate (Class II)			
Relatively High (Class III)			

Mahindra Manulife Liquid Fund

(An open ended liquid scheme. A relatively low interest rate risk and moderate credit risk.)

Potential Risk Class Matrix (Maximum risk the Scheme can take)			
Credit Risk →	Relatively Low (Class A)	Moderate (Class B)	Relatively High (Class C)
Interest Rate Risk ↓			
Relatively Low (Class I)		B-I	
Moderate (Class II)			
Relatively High (Class III)			

Mahindra Manulife Ultra Short Duration Fund

(An open ended ultra-short term debt scheme investing in instruments such that the Macaulay duration of the portfolio is between 3 to 6 months (please refer to page no. 17 of SID). A relatively low interest rate risk and moderate credit risk.)

Potential Risk Class Matrix (Maximum risk the Scheme can take)			
Credit Risk →	Relatively Low (Class A)	Moderate (Class B)	Relatively High (Class C)
Interest Rate Risk ↓			
Relatively Low (Class I)		B-I	
Moderate (Class II)			
Relatively High (Class III)			

Mahindra Manulife Low Duration Fund

(An open ended low duration debt scheme investing in instruments such that the Macaulay duration of the Portfolio is between 6 months and 12 months (please refer to page no. 19 of SID). A relatively low interest rate risk and moderate credit risk.)

Potential Risk Class Matrix (Maximum risk the Scheme can take)			
Credit Risk →	Relatively Low (Class A)	Moderate (Class B)	Relatively High (Class C)
Interest Rate Risk ↓			
Relatively Low (Class I)		B-I	
Moderate (Class II)			
Relatively High (Class III)			

Mahindra Manulife Short Duration Fund

(An open ended short term debt scheme investing in instruments such that the Macaulay duration of the portfolio is between 1 year and 3 years (please refer to page no. 19 of SID). A moderate interest rate risk and moderate credit risk.)

Potential Risk Class Matrix (Maximum risk the Scheme can take)			
Credit Risk →	Relatively Low (Class A)	Moderate (Class B)	Relatively High (Class C)
Interest Rate Risk ↓			
Relatively Low (Class I)			
Moderate (Class II)		B-II	
Relatively High (Class III)			

Mahindra Manulife Dynamic Bond Fund

(An open ended dynamic debt scheme investing across duration. A relatively high interest rate risk and moderate credit risk.)

Potential Risk Class Matrix (Maximum risk the Scheme can take)			
Credit Risk →	Relatively Low (Class A)	Moderate (Class B)	Relatively High (Class C)
Interest Rate Risk ↓			
Relatively Low (Class I)			
Moderate (Class II)			
Relatively High (Class III)		B-III	

Fund Performance as on April 30, 2025

Mahindra Manulife ELSS Tax Saver Fund Managed by Ms. Fatema Pacha & Mr. Manish Lodha	CAGR Returns (%)				Value of Investment of ₹ 10,000*				NAV / Index Value (as on April 30, 2025)
	1 Year	3 Years	5 Years	Since Inception	1 Year (₹)	3 Years (₹)	5 Years (₹)	Since Inception	
Regular Plan - Growth Option	5.03	14.24	22.46	12.46	10,503	14,920	27,559	27,254	27.2535
Direct Plan - Growth Option	6.69	16.12	24.50	14.54	10,669	15,670	29,927	31,859	31.8591
Nifty 500 TRI [^]	5.95	15.33	23.63	14.66	10,595	15,351	28,897	32,163	34,886.08
Nifty 50 TRI ^{^^}	9.01	13.78	21.16	14.19	10,901	14,742	26,127	31,036	36,274.87

[^]Benchmark ^{^^}Additional Benchmark. CAGR - Compounded Annual Growth Rate. Inception/Allotment date: 18-Oct-16. **Past performance may or may not be sustained in future and should not be used as a basis of comparison with other investments.** Since inception returns of the scheme is calculated on face value of Rs. 10 invested at inception. The performance details provided above are of Growth Option under Regular and Direct Plan. Different Plans i.e Regular Plan and Direct Plan under the scheme has different expense structure. Ms. Fatema Pacha is managing this scheme since October 16, 2020. Mr. Manish Lodha is managing this scheme since December 21,2020. *Based on standard investment of Rs. 10,000 made at the beginning of the relevant period.

Mahindra Manulife Multi Cap Fund Managed by Mr. Manish Lodha & Ms. Fatema Pacha	CAGR Returns (%)				Value of Investment of ₹ 10,000*				NAV / Index Value (as on April 30, 2025)
	1 Year	3 Years	5 Years	Since Inception	1 Year (₹)	3 Years (₹)	5 Years (₹)	Since Inception	
Regular Plan - Growth Option	3.64	17.10	26.65	16.04	10,364	16,069	32,610	32,755	32.7553
Direct Plan - Growth Option	5.13	18.97	28.77	18.18	10,513	16,855	35,435	37,895	37.8950
Nifty 500 Multicap 50:25:25 TRI [^]	4.57	17.02	27.32	14.62	10,457	16,037	33,474	29,684	19,616.27
Nifty 50 TRI ^{^^}	9.01	13.78	21.16	14.02	10,901	14,742	26,127	28,464	36,274.87

[^]Benchmark ^{^^}Additional Benchmark. CAGR - Compounded Annual Growth Rate. Inception/Allotment date: 11-May-17. **Past performance may or may not be sustained in future and should not be used as a basis of comparison with other investments.** Since inception returns of the scheme is calculated on face value of Rs. 10 invested at inception. The performance details provided above are of Growth Option under Regular and Direct Plan. Different Plans i.e Regular Plan and Direct Plan under the scheme has different expense structure. Mr. Manish Lodha is managing this fund since December 21, 2020. Ms. Fatema Pacha is managing this scheme since October 16, 2020. *Based on standard investment of Rs. 10,000 made at the beginning of the relevant period.

Mahindra Manulife Mid Cap Fund Managed by Ms. Kirti Dalvi, Mr. Krishna Sanghavi & Mr. Manish Lodha	CAGR Returns (%)				Value of Investment of ₹ 10,000*				NAV / Index Value (as on April 30, 2025)
	1 Year	3 Years	5 Years	Since Inception	1 Year (₹)	3 Years (₹)	5 Years (₹)	Since Inception	
Regular Plan - Growth Option	4.41	21.60	29.30	16.85	10,441	17,998	36,166	30,944	30.9435
Direct Plan - Growth Option	5.93	23.49	31.38	18.81	10,593	18,855	39,167	34,911	34.9112
Nifty Midcap 150 TRI [^]	5.73	21.80	31.96	15.96	10,573	18,089	40,037	29,270	25,161.44
Nifty 50 TRI ^{^^}	9.01	13.78	21.16	12.85	10,901	14,742	26,127	24,030	36,274.87

[^]Benchmark ^{^^}Additional Benchmark. CAGR - Compounded Annual Growth Rate. Inception/Allotment date: 30-Jan-18. **Past performance may or may not be sustained in future and should not be used as a basis of comparison with other investments.** Since inception returns of the scheme is calculated on face value of Rs. 10 invested at inception. The performance details provided above are of Growth Option under Regular and Direct Plan. Different Plans i.e Regular Plan and Direct Plan under the scheme has different expense structure. *Based on standard investment of Rs. 10,000 made at the beginning of the relevant period. Mr. Krishna Sanghavi is managing this fund since October 24, 2024. Mr. Manish Lodha is managing this fund since December 21, 2020. Ms. Kirti Dalvi is managing this fund since December 03, 2024.

Mahindra Manulife Consumption Fund Managed by Mr. Navin Matta & Ms. Fatema Pacha	CAGR Returns (%)				Value of investment of ₹ 10,000*				NAV / Index Value (as on April 30, 2025)
	1 Year	3 Years	5 Years	Since Inception	1 Year (₹)	3 Years (₹)	5 Years (₹)	Since Inception	
Regular Plan - Growth Option	4.02	16.19	20.14	12.63	10,402	15,700	25,042	21,583	21.5827
Direct Plan - Growth Option	5.82	18.14	22.13	14.57	10,582	16,506	27,182	24,101	24.1014
Nifty India Consumption TRI [^]	9.82	18.02	21.48	15.75	10,982	16,453	26,467	25,750	14,201.34
Nifty 50 TRI ^{^^}	9.01	13.78	21.16	15.05	10,901	14,742	26,127	24,758	36,274.87

[^]Benchmark ^{^^}Additional Benchmark. CAGR - Compounded Annual Growth Rate. Inception/Allotment date: 13-Nov-18. **Past performance may or may not be sustained in future and should not be used as a basis of comparison with other investments.** Since inception returns of the scheme is calculated on face value of Rs. 10 invested at inception. The performance details provided above are of Growth Option under Regular and Direct Plan. Different Plans i.e Regular Plan and Direct Plan under the scheme has different expense structure. *Based on standard investment of Rs. 10,000 made at the beginning of the relevant period. Mr. Navin Matta is managing this scheme since October 24, 2024. Ms. Fatema Pacha is managing this scheme since December 21, 2020.

Mahindra Manulife Large Cap Fund Managed by Ms. Fatema Pacha	CAGR Returns (%)				Value of investment of ₹ 10,000*				NAV / Index Value (as on April 30, 2025)
	1 Year	3 Years	5 Years	Since Inception	1 Year (₹)	3 Years (₹)	5 Years (₹)	Since Inception	
Regular Plan - Growth Option	7.74	13.78	20.34	14.16	10,774	14,740	25,246	22,522	22.5220
Direct Plan - Growth Option	9.57	15.80	22.48	16.25	10,957	15,542	27,578	25,177	25.1772
Nifty 100 TRI [^]	7.22	13.69	21.23	14.49	10,722	14,706	26,198	22,928	33,847.18
BSE Sensex TRI ^{^^}	9.06	13.43	20.34	14.28	10,906	14,605	25,247	22,671	1,24,627.09

[^]Benchmark ^{^^}Additional Benchmark. CAGR - Compounded Annual Growth Rate. Inception/Allotment date: 15-Mar-2019. **Past performance may or may not be sustained in future and should not be used as a basis of comparison with other investments.** Since inception returns of the scheme is calculated on face value of Rs. 10 invested at inception. The performance details provided above are of Growth Option under Regular and Direct Plan. Different Plans i.e Regular Plan and Direct Plan under the scheme has different expense structure. Ms. Fatema Pacha is managing this scheme since December 21, 2020. *Based on standard investment of Rs. 10,000 made at the beginning of the relevant period.

Fund Performance as on April 30, 2025

Mahindra Manulife Large & Mid Cap Fund Managed by Mr. Manish Lodha	CAGR Returns (%)				Value of Investment of ₹ 10,000*				NAV / Index Value (as on April 30, 2025)
	1 Year	3 Years	5 Years	Since Inception	1 Year (₹)	3 Years (₹)	5 Years (₹)	Since Inception	
Regular Plan - Growth Option	-1.74	14.38	24.43	18.99	9,826	14,974	29,852	25,291	25.2914
Direct Plan - Growth Option	-0.24	16.32	26.65	21.10	9,976	15,750	32,610	27,780	27.7801
Nifty Large Midcap 250 TRI [^]	6.62	17.83	26.61	20.12	10,662	16,374	32,561	26,603	19,787.59
Nifty 50 TRI ^{^^}	9.01	13.78	21.16	15.01	10,901	14,742	26,127	21,090	36,274.87

[^]Benchmark ^{^^}Additional Benchmark. CAGR - Compounded Annual Growth Rate. Inception/Allotment date: 30-Dec-19. **Past performance may or may not be sustained in future and should not be used as a basis of comparison with other investments.** Since inception returns of the scheme is calculated on face value of Rs. 10 invested at inception. The performance details provided above are of Growth Option under Regular and Direct Plan. Different Plans ie Regular Plan and Direct Plan under the scheme has different expense structure. *Based on standard investment of Rs. 10,000 made at the beginning of the relevant period. Mr. Manish Lodha is managing this scheme since December 21, 2020.

Mahindra Manulife Focused Fund Managed by Mr. Krishna Sanghavi & Ms. Fatema Pacha	CAGR Returns (%)			Value of Investment of ₹ 10,000*			NAV / Index Value (as on April 30, 2025)
	1 Year	3 Years	Since Inception	1 Year (₹)	3 Years (₹)	Since Inception	
Regular Plan - Growth Option	5.36	19.57	23.67	10,536	17,111	25,746	25.7456
Direct Plan - Growth Option	7.08	21.69	26.04	10,708	18,040	28,022	28.0222
Nifty 500 TRI [^]	5.95	15.33	19.21	10,595	15,351	21,862	34,886.08
Nifty 50 TRI ^{^^}	9.01	13.78	16.67	10,901	14,742	19,868	36,274.87

[^]Benchmark ^{^^}Additional Benchmark. CAGR - Compounded Annual Growth Rate. Inception/Allotment date: 17-Nov-20. **Past performance may or may not be sustained in future and should not be used as a basis of comparison with other investments.** Since inception returns of the scheme is calculated on face value of Rs. 10 invested at inception. The performance details provided above are of Growth Option under Regular and Direct Plan. Different Plans ie Regular Plan and Direct Plan under the scheme has different expense structure. *Based on standard investment of Rs. 10,000 made at the beginning of the relevant period. Ms. Fatema Pacha is managing this scheme since December 21, 2020.

Mahindra Manulife Flexi Cap Fund Managed by Ms. Fatema Pacha & Mr. Manish Lodha	CAGR Returns (%)			Value of Investment of ₹ 10,000*			NAV / Index Value (as on April 30, 2025)
	1 Year	3 Years	Since Inception	1 Year (₹)	3 Years (₹)	Since Inception	
Regular Plan - Growth Option	5.82	15.84	12.59	10,582	15,557	15,483	15.4834
Direct Plan - Growth Option	7.58	17.93	14.69	10,758	16,414	16,578	16.5784
Nifty 500 TRI [^]	5.95	15.33	14.32	10,595	15,351	16,382	34,886.08
Nifty 50 TRI ^{^^}	9.01	13.78	12.34	10,901	14,742	15,361	36,274.87

[^]Benchmark ^{^^}Additional Benchmark. CAGR - Compounded Annual Growth Rate. Inception/Allotment date: 23-Aug-21. **Past performance may or may not be sustained in future and should not be used as a basis of comparison with other investments.** Since inception returns of the scheme is calculated on face value of Rs. 10 invested at inception. The performance details provided above are of Growth Option under Regular and Direct Plan. Different Plans ie Regular Plan and Direct Plan under the scheme has different expense structure. *Based on standard investment of Rs. 10,000 made at the beginning of the relevant period.

Mahindra Manulife Small Cap Fund Managed by Mr. Vishal Jajoo, Mr. Krishna Sanghavi & Mr. Manish Lodha	CAGR Returns (%)		Value of Investment of ₹ 10,000*		NAV / Index Value (as on April 30, 2025)
	1 Year	Since Inception	1 Year (₹)	Since Inception	
Regular Plan - Growth Option	-1.81	26.08	9,819	17,373	17.3726
Direct Plan - Growth Option	-0.34	28.17	9,966	18,070	18.0698
BSE 250 Small Cap TRI [^]	-2.34	20.55	9,766	15,612	7,637.30
Nifty 50 TRI ^{^^}	9.01	13.37	10,901	13,487	36,274.87

[^]Benchmark ^{^^}Additional Benchmark. CAGR - Compounded Annual Growth Rate. Inception/Allotment date: 12-Dec-22. **Past performance may or may not be sustained in future and should not be used as a basis of comparison with other investments.** Since inception returns of the scheme is calculated on face value of Rs. 10 invested at inception. The performance details provided above are of Growth Option under Regular and Direct Plan. Different Plans ie Regular Plan and Direct Plan under the scheme has different expense structure. *Based on standard investment of Rs. 10,000 made at the beginning of the relevant period. Mr. Krishna Sanghavi is managing this fund since October 24, 2024. Mr. Vishal Jajoo is managing this fund since December 23, 2024.

Mahindra Manulife Asia Pacific REIT FoE Managed by Mr. Krishna Sanghavi & Mr. Amit Garg	CAGR Returns (%)			Value of Investment of ₹ 10,000*			NAV / Index Value (as on April 30, 2025)
	1 Year	3 Years	Since Inception	1 Year (₹)	3 Years (₹)	Since Inception	
Regular Plan - Growth Option	9.07	-3.48	-4.50	10,907	8,991	8,501	8.5010
Direct Plan - Growth Option	10.06	-2.55	-3.56	11,006	9,253	8,799	8.7989
FTSE EPRA Nareit Asia ex Japan REITs Index [^]	13.02	-0.04	0.26	11,302	9,989	10,094	2,67,584.94
Nifty 50 TRI ^{^^}	9.01	13.78	9.70	10,901	14,742	13,863	36,274.87

[^]Benchmark ^{^^}Additional Benchmark. CAGR - Compounded Annual Growth Rate. Inception/Allotment date: 20-Oct-21. **Past performance may or may not be sustained in future and should not be used as a basis of comparison with other investments.** Since inception returns of the scheme is calculated on face value of Rs. 10 invested at inception. The performance details provided above are of Growth Option under Regular and Direct Plan. Different Plans ie Regular Plan and Direct Plan under the scheme has different expense structure. *Based on standard investment of Rs. 10,000 made at the beginning of the relevant period. Mr. Krishna Sanghavi is managing the scheme since January 01, 2025. Mr. Amit Garg is managing the scheme since October 20, 2021.

TRI - Total Return Index

Fund Performance as on April 30, 2025

Mahindra Manulife Equity Savings Fund Managed by Mr. Manish Lodha (Equity), Mr. Renjith Sivaram (Equity) & Mr. Rahul Pal (Debt)	CAGR Returns (%)				Value of Investment of ₹ 10,000*				NAV / Index Value (as on April 30, 2025)
	1 Year	3 Years	5 Years	Since Inception	1 Year (₹)	3 Years (₹)	5 Years (₹)	Since Inception	
Regular Plan - Growth Option	5.03	8.56	12.81	8.72	10,503	12,801	18,275	19,920	19,920.4
Direct Plan - Growth Option	6.79	10.45	14.77	10.72	10,679	13,481	19,921	23,165	23,165.1
Nifty Equity Savings TRI ^A	8.83	9.64	11.44	9.51	10,883	13,188	17,193	21,152	6,152.30
CRISIL 10 Yr Gilt Index ^{AA}	12.58	8.57	5.55	5.85	11,258	12,803	13,103	15,978	5,112.01

^ABenchmark ^{AA}Additional Benchmark. CAGR - Compounded Annual Growth Rate. Inception/Allotment date: 1-Feb-17. **Past performance may or may not be sustained in future and should not be used as a basis of comparison with other investments.** Since inception returns of the scheme is calculated on face value of Rs. 10 invested at inception. The performance details provided above are of Growth Option under Regular and Direct Plan. Different Plans i.e Regular Plan and Direct Plan under the scheme has different expense structure. ^BBased on standard investment of Rs. 10,000 made at the beginning of the relevant period. Mr. Manish Lodha is managing this fund since December 21, 2020. Mr. Renjith Sivaram is managing this fund since July 03, 2023.

Mahindra Manulife Aggressive Hybrid Fund Managed by Ms. Fatema Pacha (Equity), Mr. Manish Lodha (Equity), Mr. Rahul Pal (Debt) & Mr. Amit Garg (Debt)	CAGR Returns (%)				Value of Investment of ₹ 10,000*				NAV / Index Value (as on April 30, 2025)
	1 Year	3 Years	5 Years	Since Inception	1 Year (₹)	3 Years (₹)	5 Years (₹)	Since Inception	
Regular Plan - Growth Option	10.75	16.40	21.41	18.06	11,075	15,785	26,398	26,137	26,137.4
Direct Plan - Growth Option	12.54	18.45	23.62	20.22	11,254	16,634	28,890	29,025	29,025.0
CRISIL Hybrid 35+65 Aggressive Index ^A	8.48	12.67	17.33	13.93	10,848	14,312	22,248	21,264	20,140.21
Nifty 50 TRI ^{AA}	9.01	13.78	21.16	15.26	10,901	14,742	26,127	22,749	36,274.87

^ABenchmark ^{AA}Additional Benchmark. CAGR - Compounded Annual Growth Rate. Inception/Allotment date: 19-Jul-19. **Past performance may or may not be sustained in future and should not be used as a basis of comparison with other investments.** Since inception returns of the scheme is calculated on face value of Rs. 10 invested at inception. The performance details provided above are of Growth Option under Regular and Direct Plan. Different Plans i.e Regular Plan and Direct Plan under the scheme has different expense structure. ^BBased on standard investment of Rs. 10,000 made at the beginning of the relevant period. Ms. Fatema Pacha is managing this scheme since October 16, 2020. Mr. Manish Lodha is managing this fund since December 21, 2020. Mr. Amit Garg is managing the scheme since May 02, 2024.

Mahindra Manulife Balanced Advantage Fund Managed by Mr. Manish Lodha (Equity), Ms. Fatema Pacha (Equity) & Mr. Rahul Pal (Debt)	CAGR Returns (%)			Value of Investment of ₹ 10,000*			NAV / Index Value (as on April 30, 2025)
	1 Year	3 Years	Since Inception	1 Year (₹)	3 Years (₹)	Since Inception	
Regular Plan - Growth Option	4.54	11.84	10.33	10,454	13,997	13,881	13,880.6
Direct Plan - Growth Option	6.31	13.83	12.33	10,631	14,761	14,734	14,734.4
Nifty 50 Hybrid Composite Debt 50: 50 Index TRI ^A	9.98	10.94	9.75	10,998	13,662	13,635	15,901.79
Nifty 50 TRI ^{AA}	9.01	13.78	12.23	10,901	14,742	14,690	36,274.87

^ABenchmark ^{AA}Additional Benchmark. CAGR - Compounded Annual Growth Rate. Inception/Allotment date: 30-Dec-21. **Past performance may or may not be sustained in future and should not be used as a basis of comparison with other investments.** Since inception returns of the scheme is calculated on face value of Rs. 10 invested at inception. The performance details provided above are of Growth Option under Regular and Direct Plan. Different Plans i.e Regular Plan and Direct Plan under the scheme has different expense structure. ^BBased on standard investment of Rs. 10,000 made at the beginning of the relevant period.

Mahindra Manulife Arbitrage Fund [†] Managed by Mr. Navin Matta (Equity) & Mr. Manish Lodha (Equity); Mr. Rahul Pal (Debt)	CAGR Returns (%)			Value of Investment of ₹ 10,000*			NAV / Index Value (as on April 30, 2025)
	1 Year	3 Years	Since Inception	1 Year (₹)	3 Years (₹)	Since Inception	
Regular Plan - Growth Option	5.84	5.37	4.42	10,584	11,702	12,248	12,248.1
Direct Plan - Growth Option	6.68	6.23	5.29	10,668	11,991	12,731	12,730.6
Nifty 50 Arbitrage ^A	7.71	7.08	5.92	10,771	12,283	13,094	2,492.50
CRISIL 1 Yr T-Bill Index ^{AA}	7.86	6.64	5.57	10,786	12,133	12,893	7,699.79

^ABenchmark ^{AA}Additional Benchmark. CAGR - Compounded Annual Growth Rate. Inception/Allotment date: 24-Aug-20. **Past performance may or may not be sustained in future and should not be used as a basis of comparison with other investments.** Since inception returns of the scheme is calculated on face value of Rs. 10 invested at inception. The performance details provided above are of Growth Option under Regular and Direct Plan. Different Plans i.e Regular Plan and Direct Plan under the scheme has different expense structure. ^BBased on standard investment of Rs. 10,000 made at the beginning of the relevant period. Mr. Navin Matta is managing this fund since October 24, 2024. Mr. Manish Lodha is managing this fund since December 21, 2020. [†]Note: Pursuant to notice cum addendum no. 16/2025, Fund Manager of the scheme has been changed from Mr. Navin Matta, Mr. Manish Lodha and Mr. Rahul Pal to Mr. Mitul Doshi, Mr. Navin Matta and Mr. Rahul Pal with effect from May 02, 2025.

Mahindra Manulife Liquid Fund Managed by Mr. Rahul Pal and Mr. Amit Garg	Simple Annualised Returns (%)			CAGR Returns (%)				Value of Investment of ₹ 10,000*				NAV / Index Value (as on April 30, 2025)
	7 Days	15 Days	30 days	1 Year	3 Years	5 Years	Since Inception	1 Year (₹)	3 Years (₹)	5 Years (₹)	Since Inception	
Regular Plan - Growth Option	5.58	5.91	6.99	7.28	6.84	5.47	6.06	10,728	12,196	13,054	16,812	1,681,204.1
Direct Plan - Growth Option	5.70	6.02	7.10	7.40	6.95	5.59	6.19	10,740	12,237	13,127	16,989	1,698,926.4
CRISIL Liquid Debt A-I Index ^A	5.74	5.90	6.95	7.21	6.84	5.54	6.01	10,721	12,199	13,093	16,743	4,280.24
CRISIL 1 Yr T-Bill Index ^{AA}	7.88	8.15	11.83	7.86	6.65	5.45	6.17	10,786	12,131	13,043	16,971	7,699.79

^ABenchmark ^{AA}Additional Benchmark. CAGR - Compounded Annual Growth Rate. Inception/Allotment date: 04-Jul-16. **Past performance may or may not be sustained in future and should not be used as a basis of comparison with other investments.** Since inception returns of the scheme is calculated on face value of Rs. 1,000 invested at inception. The performance details provided above are of Growth Option under Regular and Direct Plan. Different Plans i.e Regular Plan and Direct Plan under the scheme has different expense structure. ^BBased on standard investment of Rs. 10,000 made at the beginning of the relevant period. Mr. Amit Garg is managing the scheme since June 8, 2020.

Mahindra Manulife Manufacturing Fund Managed by Mr. Renjith Sivaram & Mr. Manish Lodha (Equity)	Simple Annualised Returns (%)		Value of Investment of ₹ 10,000*		NAV / Index Value (as on April 30, 2025)
	6 Months	Since Inception	6 Months (₹)	Since Inception	
Regular Plan - Growth Option	-17.10	-12.96	9,152	8,899	8,899.3
Direct Plan - Growth Option	-15.65	-11.51	9,224	9,023	9,022.7
BSE India Manufacturing TRI ^A	-6.70	-3.56	9,668	9,697	1,357.49
Nifty 50 TRI ^{AA}	1.70	4.87	10,084	10,414	36,274.87

^ABenchmark ^{AA}Additional Benchmark. CAGR - Compounded Annual Growth Rate. Inception/Allotment date: 24-Jun-24. **Past performance may or may not be sustained in future and should not be used as a basis of comparison with other investments.** Since inception returns of the scheme is calculated on face value of Rs. 10 invested at inception. The performance details provided above are of Growth Option under Regular and Direct Plan. Different Plans i.e Regular Plan and Direct Plan under the scheme has different expense structure. ^BBased on standard investment of Rs. 10,000 made at the beginning of the relevant period. **Simple annualized returns have been provided as per the extant guidelines since the scheme has completed 6 months but not 1 year.**

Fund Performance as on April 30, 2025

Mahindra Manulife Low Duration Fund Managed by Mr. Rahul Pal	CAGR Returns (%)				Value of Investment of ₹ 10,000*				NAV / Index Value (as on April 30, 2025)
	1 Year	3 Years	5 Years	Since Inception	1 Year (₹)	3 Years (₹)	5 Years (₹)	Since Inception	
Regular Plan - Growth Option	7.56	6.46	5.57	6.03	10,756	12,071	13,115	16,176	1,617.6319
Direct Plan - Growth Option	8.41	7.30	6.41	6.93	10,841	12,360	13,648	17,329	1,732.8597
CRISIL Low Duration Debt A-I Index [^]	7.94	7.03	6.18	6.71	10,794	12,267	13,497	17,038	7,932.05
CRISIL 1 Yr T-Bill Index ^{^^}	7.86	6.64	5.45	6.11	10,786	12,133	13,043	16,271	7,699.79

[^]Benchmark ^{^^}Additional Benchmark. CAGR - Compounded Annual Growth Rate. Inception/Allotment date: 15-Feb-17. **Past performance may or may not be sustained in future and should not be used as a basis of comparison with other investments.** Since inception returns of the scheme is calculated on face value of Rs. 1,000 invested at inception. The performance details provided above are of Growth Option under Regular and Direct Plan. Different Plans i.e Regular Plan and Direct Plan under the scheme has different expense structure. *Based on standard investment of Rs. 10,000 made at the beginning of the relevant period.

Mahindra Manulife Dynamic Bond Fund Managed by Mr. Rahul Pal	CAGR Returns (%)				Value of Investment of ₹ 10,000*				NAV / Index Value (as on April 30, 2025)
	1 Year	3 Years	5 Years	Since Inception	1 Year (₹)	3 Years (₹)	5 Years (₹)	Since Inception	
Regular Plan - Growth Option	10.38	6.85	5.16	5.47	11,038	12,202	12,865	14,287	14.2868
Direct Plan - Growth Option	11.68	8.07	6.35	6.66	11,168	12,628	13,607	15,398	15.3976
CRISIL Dynamic Bond A-III Index [^]	10.97	7.76	6.73	8.11	11,097	12,519	13,854	16,862	5,841.14
CRISIL 10 Yr Gilt Index ^{^^}	12.58	8.57	5.55	7.41	11,258	12,803	13,103	16,146	5,112.01

[^]Benchmark ^{^^}Additional Benchmark. CAGR - Compounded Annual Growth Rate. Inception/Allotment date: 20-Aug-18. **Past performance may or may not be sustained in future and should not be used as a basis of comparison with other investments.** Since inception returns of the scheme is calculated on face value of Rs. 1,000 invested at inception. The performance details provided above are of Growth Option under Regular and Direct Plan. Different Plans i.e Regular Plan and Direct Plan under the scheme has different expense structure. *Based on standard investment of Rs. 10,000 made at the beginning of the relevant period.

Mahindra Manulife Overnight Fund Managed by Mr. Rahul Pal and Mr. Amit Garg	Simple Annualised Returns (%)			CAGR Returns (%)				Value of Investment of ₹ 10,000*				NAV / Index Value (as on April 30, 2025)
	7 Days	15 Days	30 days	1 Year	3 Years	5 Years	Since Inception	1 Year (₹)	3 Years (₹)	5 Years (₹)	Since Inception	
Regular Plan - Growth Option	5.72	5.72	5.81	6.48	6.25	4.99	4.93	10,648	11,998	12,761	13,204	1,320.3538
Direct Plan - Growth Option	5.82	5.82	5.91	6.58	6.36	5.10	5.04	10,658	12,034	12,825	13,281	1,328.0859
CRISIL Liquid Overnight Index [^]	5.80	5.79	5.85	6.59	6.40	5.13	5.08	10,659	12,048	12,847	13,310	3,471.85
CRISIL 1 Yr T-Bill Index ^{^^}	7.88	8.15	11.83	7.86	6.65	5.45	5.84	10,786	12,131	13,043	13,879	7,699.79

[^]Benchmark ^{^^}Additional Benchmark. CAGR - Compounded Annual Growth Rate. Inception/Allotment date: 23-Jul-19. **Past performance may or may not be sustained in future and should not be used as a basis of comparison with other investments.** Since inception returns of the scheme is calculated on face value of Rs. 1,000 invested at inception. The performance details provided above are of Growth Option under Regular and Direct Plan. Different Plans i.e Regular Plan and Direct Plan under the scheme has different expense structure. *Based on standard investment of Rs. 10,000 made at the beginning of the relevant period. Mr. Amit Garg is managing the scheme since June 8, 2020.

Mahindra Manulife Ultra Short Duration Fund Managed by Mr. Rahul Pal and Mr. Amit Garg	CAGR Returns (%)				Value of Investment of ₹ 10,000*				NAV / Index Value (as on April 30, 2025)
	1 Year	3 Years	5 Years	Since Inception	1 Year (₹)	3 Years (₹)	5 Years (₹)	Since Inception	
Regular Plan - Growth Option	7.45	6.66	5.62	5.72	10,745	12,140	13,148	13,607	1,360.7121
Direct Plan - Growth Option	7.90	7.11	6.07	6.16	10,790	12,294	13,427	13,928	1,392.7728
CRISIL Ultra Short Duration Debt A-I Index [^]	7.65	7.09	6.02	6.05	10,765	12,285	13,394	13,848	8,005.80
CRISIL 1 Yr T-Bill Index ^{^^}	7.86	6.64	5.45	5.76	10,786	12,133	13,043	13,637	7,699.79

[^]Benchmark ^{^^}Additional Benchmark. CAGR - Compounded Annual Growth Rate. Inception/Allotment date: 17-Oct-19. **Past performance may or may not be sustained in future and should not be used as a basis of comparison with other investments.** Since inception returns of the scheme is calculated on face value of Rs. 1,000 invested at inception. The performance details provided above are of Growth Option under Regular and Direct Plan. Different Plans i.e Regular Plan and Direct Plan under the scheme has different expense structure. *Based on standard investment of Rs. 10,000 made at the beginning of the relevant period. Mr. Amit Garg is managing the scheme since June 8, 2020.

Mahindra Manulife Short Duration Fund Managed by Mr. Rahul Pal	CAGR Returns (%)			Value of Investment of ₹ 10,000*			NAV / Index Value (as on April 30, 2025)
	1 Year	3 Years	Since Inception	1 Year (₹)	3 Years (₹)	Since Inception	
Regular Plan - Growth Option	8.89	6.63	5.76	10,889	12,127	12,641	12.6405
Direct Plan - Growth Option	9.95	7.67	6.79	10,995	12,486	13,162	13.1617
CRISIL Short Duration Debt A-II Index [^]	8.90	7.06	6.30	10,890	12,274	12,915	4,959.63
CRISIL 1 Yr T-Bill Index ^{^^}	7.86	6.64	5.83	10,786	12,133	12,673	7,699.79

[^]Benchmark ^{^^}Additional Benchmark. CAGR - Compounded Annual Growth Rate. Inception/Allotment date: 23-Feb-21. **Past performance may or may not be sustained in future and should not be used as a basis of comparison with other investments.** Since inception returns of the scheme is calculated on face value of Rs. 1,000 invested at inception. The performance details provided above are of Growth Option under Regular and Direct Plan. Different Plans i.e Regular Plan and Direct Plan under the scheme has different expense structure. *Based on standard investment of Rs. 10,000 made at the beginning of the relevant period. [^]Note: Pursuant to notice cum addendum no. 16/2025, Fund Manager of the scheme has been changed from Mr. Krishna Sanghavi and Mr. Renjith Sivaram to Mr. Krishna Sanghavi, Mr. Vishal Jajoo and Mr. Renjith Sivaram with effect from May 02, 2025.

Mahindra Manulife Business Cycle Fund [^] Managed by Mr. Krishna Sanghavi & Mr. Renjith Sivaram	CAGR Returns (%)		Value of Investment of ₹ 10,000*		NAV / Index Value (as on April 30, 2025)
	1 Year	Since Inception	1 Year (₹)	Since Inception	
Regular Plan - Growth Option	2.62	22.10	10,262	13,863	13.8628
Direct Plan - Growth Option	4.37	24.28	10,437	14,270	14.2697
Nifty 500 TRI [^]	5.95	15.42	10,595	12,643	34,886.08
Nifty 50 TRI ^{^^}	9.01	13.87	10,901	12,367	36,274.87

[^]Benchmark ^{^^}Additional Benchmark. CAGR - Compounded Annual Growth Rate. Inception/Allotment date: 11-Sep-23. **Past performance may or may not be sustained in future and should not be used as a basis of comparison with other investments.** Since inception returns of the scheme is calculated on face value of Rs. 10 invested at inception. The performance details provided above are of Growth Option under Regular and Direct Plan. Different Plans i.e Regular Plan and Direct Plan under the scheme has different expense structure. *Based on standard investment of Rs. 10,000 made at the beginning of the relevant period. [^]Note: Pursuant to notice cum addendum no. 16/2025, Fund Manager of the scheme has been changed from Mr. Krishna Sanghavi and Mr. Renjith Sivaram to Mr. Krishna Sanghavi, Mr. Vishal Jajoo and Mr. Renjith Sivaram with effect from May 02, 2025.

Mahindra Manulife Multi Asset Allocation Fund Managed by Mr. Renjith Sivaram (Equity) & Mr. Rahul Pal (Debt)	CAGR Returns (%)		Value of Investment of ₹ 10,000*		NAV / Index Value (as on April 30, 2025)
	1 Year	Since Inception	1 Year (₹)	Since Inception	
Regular Plan - Growth Option	10.37	12.51	11,037	11,427	11.4271
Direct Plan - Growth Option	12.19	14.38	11,219	11,642	11.6419
45% Nifty 500 TRI + 40% CRISIL Composite Bond Index + 10% Domestic Price of Physical Gold + 5% Domestic Price of Silver [^]	11.33	14.48	11,133	11,653	11.6531
Nifty 50 TRI ^{^^}	9.01	10.55	10,901	11,202	36,274.87

[^]Benchmark ^{^^}Additional Benchmark. CAGR - Compounded Annual Growth Rate. Inception/Allotment date: 13-Mar-24. **Past performance may or may not be sustained in future and should not be used as a basis of comparison with other investments.** Since inception returns of the scheme is calculated on face value of Rs. 10 invested at inception. The performance details provided above are of Growth Option under Regular and Direct Plan. Different Plans i.e Regular Plan and Direct Plan under the scheme has different expense structure. *Based on standard investment of Rs. 10,000 made at the beginning of the relevant period.

Note: The performance data of Mahindra Manulife Value Fund has not been provided as the scheme has not completed 6 months since inception. The said Scheme is managed by Mr. Krishna Sanghavi & Mr. Vishal Jajoo.